



Test Report: UHP-500-48

500W Slim Type with PFC Switching Supply

■ DESIGN VERIFY TEST

Output Function Test

Input Function Test

Protection Function Test

Component Stress Test

■ SAFETY & E.M.C. TEST

Safety Test

E.M.C. Test

■ RELIABILITY TEST

Environment Test

DESIGN VERIFY TEST

OUTPUT FUNCTION TEST

NO	TEST ITEM	SPECIFICATION	TEST CONDITION	RESULT
1	OUTPUT VOLTAGE ADJUST RANGE	45.6V~50.4V	I/P: 230VAC O/P: NO LOAD Ta: 25°C	44.57V~51.29V
2	PEAK LOAD	150% peak load capability(100ms)	I/P: 230VAC O/P: 150% LOAD Ta: 25°C	TEST: OK
3	OUTPUT VOLTAGE TOLERANCE	-1%~+1%	I/P: 90VAC / 264VAC O/P: FULL / NO LOAD Ta: 25°C	- 0.31%~+0.23%
4	LINE REGULATION	-0.3%~+0.3%	I/P: 110VAC ~ 264VAC O/P: FULL LOAD Ta: 25°C	- 0%~ +0%
5	LOAD REGULATION	-0.5%~+0.5%	I/P: 230VAC O/P: FULL ~NO LOAD Ta: 25°C	- 0.06%~+0%
6	OVER/UNDERSHOOT TEST	<±5 %	I/P: 230VAC O/P: FULL LOAD Ta: 25°C	<5%
7	RIPPLE & NOISE (Max)	360mVp-p	I/P: 230VAC O/P: FULL LOAD Ta: 25°C	169mVp-p
<div style="display: flex; justify-content: space-around;"> <div style="width: 45%;"> <p>high frequency :</p> <p>△: 6.00mV @: 53.0mV △: 102 Hz @: 1.67kHz 峰-峰値測定 169mV</p> </div> <div style="width: 45%;"> <p>low frequency :</p> <p>△: 15.0mV @: 21.0mV △: 96.2 Hz @: 21.2 Hz 峰-峰値測定 159mV</p> </div> </div>				
8	SET UP TIME(Max)	230VAC/ 1000ms 115VAC/1000ms	I/P: 230 VAC I/P: 115 VAC O/P: FULL LOAD Ta: 25°C	230VAC/540ms 115VAC/424 ms
<div style="display: flex; justify-content: space-around;"> <div style="width: 45%;"> <p>INPUT=230VAC/50HZ @ FULL LOAD</p> <p>CH1: Output Voltage CH2: AC Input Voltage</p> <p>△: 190 V @: -5.00 V △: 540ms @: -524ms</p> </div> <div style="width: 45%;"> <p>INPUT=115VAC/60HZ @ FULL LOAD</p> <p>CH1: Output Voltage CH2: AC Input Voltage</p> <p>△: 112 V @: -6.00 V △: 424ms @: -408ms</p> </div> </div>				



500W Slim Type with PFC Switching Supply

UHP-500 series

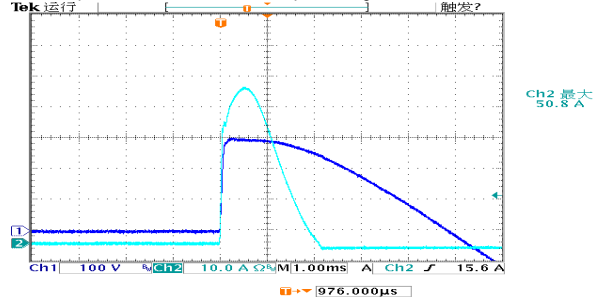
9	RISE TIME (Max)	230VAC/ 50ms 115VAC/ 50ms	I/P: 230 VAC I/P: 115 VAC O/P: FULL LOAD Ta: 25°C	230VAC/13.8ms 115VAC/13.6 ms
INPUT=230VAC/50HZ @ FULL LOAD CH1: Output Voltage		INPUT=115VAC/60HZ @ FULL LOAD CH1: Output Voltage		
10		HOLD UP TIME(Typ)	I/P: 230 VAC I/P: 115 VAC O/P: FULL LOAD Ta: 25°C	230VAC/16.8ms 115VAC/17.6 ms
INPUT=230VAC/50HZ @ FULL LOAD CH1: Output Voltage CH2: AC Input Voltage		INPUT=115VAC/60HZ @ FULL LOAD CH1: Output Voltage CH2: AC Input Voltage		
11	DYNAMIC LOAD	V1: 4800 mVp-p	I/P: 230VAC O/P: (1)FULL/50% LOAD 50%DUTY / 120HZ (2)FULL/50% LOAD 50%DUTY / 1KHZ Ta: 25°C	(1) 1380mVp-p (2) 1240mVp-p
FULL /50% LOAD 50%DUTY / 120HZ		FULL /50% LOAD 50%DUTY / 1KHZ		

INPUT FUNCTION TEST

NO	TEST ITEM	SPECIFICATION	TEST CONDITION	RESULT
1	INPUT VOLTAGE RANGE	90VAC~264VAC	I/P: TESTING O/P: FULL LOAD Ta: 25°C	87 V~300V
			I/P: (1)LOW-LINE-3V=87 V HIGH-LINE+15%=300 V O/P: FULL/NO LOAD ON: 30 Sec OFF: 30 Sec 10MIN (2)230VAC ON: 0.5 Sec OFF: 0.5 Sec 20MIN (POWER ON/OFF NO DAMAGE)	TEST: OK
2	Withstand 300VAC Surge	300VAC input for 5 seconds No damage	I/P: 300VAC O/P: FULL LOAD Ta: 25°C	TEST: OK
3	INPUT FREQUENCY RANGE	47HZ ~63 HZ NO DAMAGE	I/P: 90 VAC ~264 VAC O/P: FULL~NO LOAD Ta: 25°C	TEST: OK
4	AC CURRENT	4.85A/115VAC 2.6A/230VAC	I/P: 115 VAC I/P: 230 VAC O/P: FULL LOAD Ta: 25°C	I = 4.71A/ 115VAC I = 2.34A/ 230VAC
5	LEAKAGE CURRENT	< 0.75mA / 240VAC	I/P: 240 VAC O/P: NO LOAD Ta: 25°C	L-FG: 0.316 mA N-FG: 0.370mA
6	INRUSH CURRENT(Typ)	230V/60A 115V/30A COLD START	I/P: 230VAC/115VAC O/P: FULL LOAD Ta: 25°C	I = 50.8A/ 230VAC I = 14.8A/ 115VAC

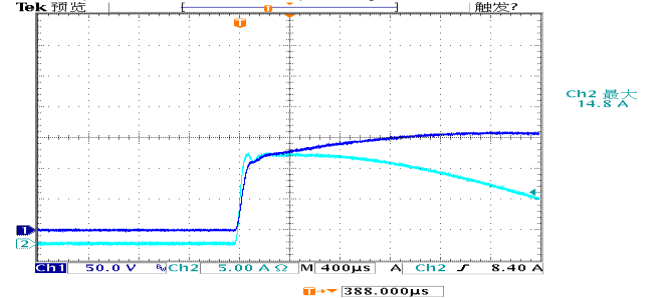
INPUT=230VAC/50HZ @ FULL LOAD

CH2: Input current CH1: AC Input Voltage



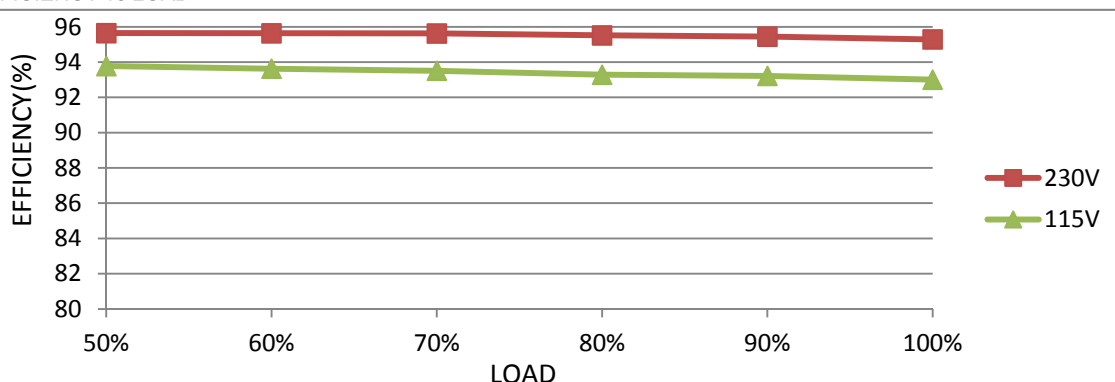
INPUT=115VAC/60HZ @ FULL LOAD

CH2: Input current CH1: AC Input Voltage



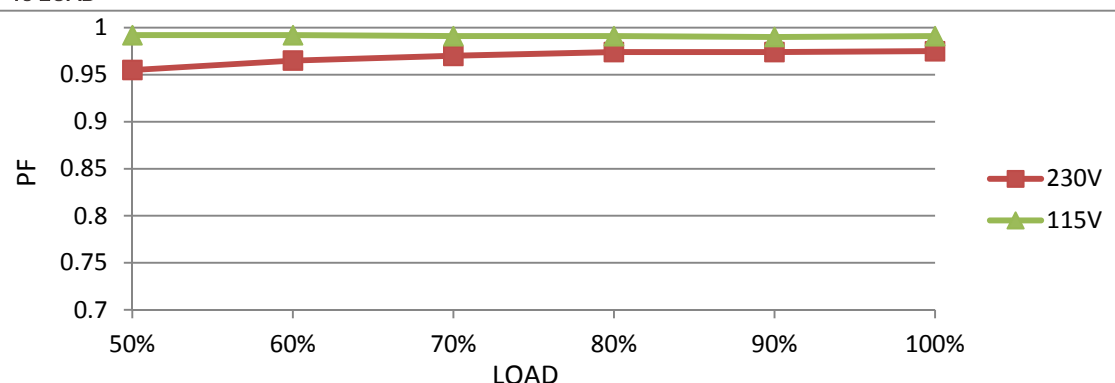
7	EFFICIENCY(Typ)	95%	I/P: 230VAC O/P: FULL LOAD Ta: 25°C	95.28 %
---	-----------------	-----	---	---------

EFFICIENCY vs LOAD



8	POWER FACTOR	0.95/ 230VAC 0.98/115VAC	I/P: 230 VAC I/P: 115 VAC O/P: FULL LOAD Ta: 25°C	PF=0.975/ 230VAC PF=0.991/ 115VAC
---	--------------	-----------------------------	--	--------------------------------------

P.F vs LOAD



PROTECTION FUNCTION TEST

NO	TEST ITEM	SPECIFICATION	TEST CONDITION	RESULT
1	OVER LOAD PROTECTION	110~140%	I/P: 110VAC I/P: 230VAC I/P: 264VAC O/P: TESTING Ta: 25°C	124.1%/ 110VAC 124.6%/ 230VAC 123.0%/ 264VAC Hiccup mode, recovers automatically after fault condition is removed
2	OVER VOLTAGE PROTECTION	52.8V~62.4V	I/P: 90VAC I/P: 230VAC I/P: 264VAC O/P: NO LOAD Ta: 25°C	58.98 V/ 90VAC 58.94V/ 230VAC 58.66V/ 264VAC Shut down o/p voltage, re-power on to recovery
3	OVER TEMPERATURE PROTECTION	NO DAMAGE	I/P: 110VAC I/P: 230VAC I/P: 264VAC O/P: FULL LOAD	O.T.P. Active Shut down o/p voltage, recovers automatically after temperature goes down
4	SHORT PROTECTION	SHORT EVERY OUTPUT 1 HOUR NO DAMAGE	I/P: 90VAC I/P: 264VAC O/P: FULL LOAD Ta: 25°C	NO DAMAGE Hiccup mode, recovers automatically after fault condition is removed

CONTROL FUNCTION TEST

NO	TEST ITEM	SPECIFICATION	TEST CONDITION	RESULT
1	REDUNDANT CONTROL	For parallel connection protection:For parallel applications,when one PSU can not work,the another one will be automatically enabled.This can preven the system crash,and provide the reliability of system	I/P: 230 VAC O/P:FULL LOAD	TEST: OK
2	DC OK CONTACT RATINGS	30VDC/1A RESISTIVE LOAD	I/P:230VAC O/P:FULL LOAD Ta:25°C	TEST: OK

COMPONENT STRESS TEST

NO	TEST ITEM	SPECIFICATION	TEST CONDITION	RESULT
1	PWM Power Transistor	Q10 Rated 22A/600V	I/P: High-Line +3V =267V O/P: (1) FULL LOAD Turn on (2) Output Short (3) FULL LOAD continue Ta: 25°C	(1) 588 V (2) 596 V (3) 591 V
2	O/P Diode (MOSFET)	Q100 Rated 18A/150V	I/P: High-Line +3V =267V O/P: (1) FULL LOAD Turn on (2) Output Short (3) FULL LOAD continue Ta: 25°C	(1) 111.0 V (2) 96.4 V (3) 113.2 V
3	Input Capacitor	C5 Rated 270 μ/ 420 V	I/P: High-Line +3V =267 V O/P: (1) FULL LOAD input on/off (2) NO LOAD input on /Off (3) FULL LOAD /NO LOAD Change Ta: 25°C	(1) 416 V (2) 412 V (3) 414 V
4	Control IC	U1 Rated 20V (MAX.)	I/P: High-Line +3V =267 V O/P: ((1) FULL LOAD (2) Output Short (3) O.L.P (4) O.V.P (5) Low Line No Load Vo(min) Ta: 25°C	(1) 13.8 V (2) 13.9 V (3) 13.9 V (4) 13.6 V (5) 13.2 V
5	PFC Power Transistor	Q2 Rated 22A/600V	I/P: High-Line +3V =267V O/P: (1) FULL LOAD Turn on (2) Output Short (3) FULL LOAD continue Ta: 25°C	(1) 502 V (2) 456 V (3) 505 V

SAFETY TEST

NO	TEST ITEM	SPECIFICATION	TEST CONDITION	RESULT
1	WITHSTAND VOLTAGE	I/P-O/P: 3.75 KVAC/min I/P-FG: 2.0 KVAC/min O/P-FG: 1.25 KVAC/min	I/P-O/P: 4.125 KVAC/min I/P-FG: 2.4 KVAC/min O/P-FG: 1.5 KVAC/min Ta: 25°C	I/P-O/P: 3.477 mA I/P-FG: 3.424 mA O/P-FG: 3.474 mA NO DAMAGE
2	ISOLATION RESISTANCE	I/P-O/P: 500VDC>100MΩ I/P-FG: 500VDC>100MΩ O/P-FG: 500VDC>100MΩ	I/P-O/P: 500 VDC I/P-FG: 500 VDC O/P-FG: 500 VDC Ta: 25°C/70%RH	I/P-O/P: 3568 MΩ I/P-FG: >9999 MΩ O/P-FG: 5083 MΩ
3	GROUNDING CONTINUITY	FG(PE) TO CHASSIS OR TRACE < 100 mΩ	40A / 2min Ta: 25°C	10mΩ

E.M.C TEST

NO	TEST ITEM	SPECIFICATION	TEST CONDITION	RESULT
1	HARMONIC	EN61000-3-2	I/P: 230VAC/50HZ O/P: FULL LOAD Ta: 25°C	PASS
2	CONDUCTION	EN55032	I/P: 230 VAC (50HZ) O/P: FULL LOAD Ta: 25°C	PASS Test by certified Lab
3	RADIATION	EN55032	I/P: 230 VAC (50HZ) O/P: FULL LOAD Ta: 25°C	PASS Test by certified Lab
4	E.S.D	EN61000-4-2 HEAVY INDUSTRY AIR: 8KV Contact: 4KV	I/P: 230 VAC/50HZ O/P: FULL LOAD Ta: 25°C	PASS CRITERIA A
5	E.F.T	EN61000-4-4 HEAVY INDUSTRY INPUT: 2KV	I/P: 230VAC/50HZ O/P: FULL LOAD Ta: 25°C	PASS CRITERIA A
6	SURGE	EN61000-4-5 HEAVY INDUSTRY L-N: 2KV L,N-PE: 4KV	I/P: 230VAC/50HZ O/P: FULL LOAD Ta: 25°C	PASS CRITERIA A
7	Test by certified Lab & Test Report Prepare			

■ **RELIABILITY TEST**

ENVIRONMENT TEST

NO	TEST ITEM	SPECIFICATION	TEST CONDITION	RESULT																																																																																				
1	TEMPERATURE RISE TEST	MODEL: UHP-500-48 1. ROOM AMBIENT BURN-IN: 2 HRS I/P: 230VAC O/P: FULL LOAD Ta=28.6°C 2. HIGH AMBIENT BURN-IN: 2 HRS I/P: 230VAC O/P: FULL LOAD Ta=44.5°C																																																																																						
				<table border="1"> <thead> <tr> <th>NO</th> <th>Position</th> <th>ROOM AMBIENT Ta=28.6 °C</th> <th>HIGH AMBIENT Ta=44.5 °C</th> </tr> </thead> <tbody> <tr><td>1</td><td>BD1</td><td>58.3°C</td><td>71.1°C</td></tr> <tr><td>2</td><td>D9</td><td>62.9°C</td><td>75.9°C</td></tr> <tr><td>3</td><td>Q2</td><td>56.6°C</td><td>70.2°C</td></tr> <tr><td>4</td><td>D5</td><td>60.5°C</td><td>73.5°C</td></tr> <tr><td>5</td><td>C5</td><td>51.6°C</td><td>64.4°C</td></tr> <tr><td>6</td><td>Q10</td><td>69.9°C</td><td>84.2°C</td></tr> <tr><td>7</td><td>Q11</td><td>68.0°C</td><td>82.2°C</td></tr> <tr><td>8</td><td>C93</td><td>63.5°C</td><td>77.3°C</td></tr> <tr><td>9</td><td>C36</td><td>58.9°C</td><td>72.6°C</td></tr> <tr><td>10</td><td>U1</td><td>50.0°C</td><td>62.8°C</td></tr> <tr><td>11</td><td>U2</td><td>51.4°C</td><td>64.5°C</td></tr> <tr><td>12</td><td>T1</td><td>70.7°C</td><td>84.9°C</td></tr> <tr><td>13</td><td>Q103</td><td>60.3°C</td><td>75.3°C</td></tr> <tr><td>14</td><td>Q100</td><td>54.5°C</td><td>69.2°C</td></tr> <tr><td>15</td><td>Q210</td><td>48.2°C</td><td>61.7°C</td></tr> <tr><td>16</td><td>U100</td><td>49.3°C</td><td>63.2°C</td></tr> <tr><td>17</td><td>C115</td><td>48.7°C</td><td>62.8°C</td></tr> <tr><td>18</td><td>C119</td><td>49.8°C</td><td>64.3°C</td></tr> <tr><td>19</td><td>TSW1</td><td>65.2°C</td><td>78.7°C</td></tr> <tr><td>20</td><td>Tc</td><td>56.4°C</td><td>70.5°C</td></tr> </tbody> </table>	NO	Position	ROOM AMBIENT Ta=28.6 °C	HIGH AMBIENT Ta=44.5 °C	1	BD1	58.3°C	71.1°C	2	D9	62.9°C	75.9°C	3	Q2	56.6°C	70.2°C	4	D5	60.5°C	73.5°C	5	C5	51.6°C	64.4°C	6	Q10	69.9°C	84.2°C	7	Q11	68.0°C	82.2°C	8	C93	63.5°C	77.3°C	9	C36	58.9°C	72.6°C	10	U1	50.0°C	62.8°C	11	U2	51.4°C	64.5°C	12	T1	70.7°C	84.9°C	13	Q103	60.3°C	75.3°C	14	Q100	54.5°C	69.2°C	15	Q210	48.2°C	61.7°C	16	U100	49.3°C	63.2°C	17	C115	48.7°C	62.8°C	18	C119	49.8°C	64.3°C	19	TSW1	65.2°C	78.7°C	20	Tc	56.4°C	70.5°C
NO	Position	ROOM AMBIENT Ta=28.6 °C	HIGH AMBIENT Ta=44.5 °C																																																																																					
1	BD1	58.3°C	71.1°C																																																																																					
2	D9	62.9°C	75.9°C																																																																																					
3	Q2	56.6°C	70.2°C																																																																																					
4	D5	60.5°C	73.5°C																																																																																					
5	C5	51.6°C	64.4°C																																																																																					
6	Q10	69.9°C	84.2°C																																																																																					
7	Q11	68.0°C	82.2°C																																																																																					
8	C93	63.5°C	77.3°C																																																																																					
9	C36	58.9°C	72.6°C																																																																																					
10	U1	50.0°C	62.8°C																																																																																					
11	U2	51.4°C	64.5°C																																																																																					
12	T1	70.7°C	84.9°C																																																																																					
13	Q103	60.3°C	75.3°C																																																																																					
14	Q100	54.5°C	69.2°C																																																																																					
15	Q210	48.2°C	61.7°C																																																																																					
16	U100	49.3°C	63.2°C																																																																																					
17	C115	48.7°C	62.8°C																																																																																					
18	C119	49.8°C	64.3°C																																																																																					
19	TSW1	65.2°C	78.7°C																																																																																					
20	Tc	56.4°C	70.5°C																																																																																					
2	LOW TEMPERATURE TURN ON TEST	TURN ON AFTER 2 HOUR	I/P: 264VAC/90VAC O/P: FULL /80% LOAD Ta= -35°C	TEST: OK																																																																																				
3	HIGH HUMIDITY HIGH TEMPERATURE HIGH VOLTAGE TURN ON TEST	AFTER 12 HOURS IN CHAMBER ON CONTROL 50°C NO DAMAGE	I/P: 264VAC O/P: FULL LOAD Ta=50°C HUMIDITY= 95%R.H	TEST: OK																																																																																				
4	TEMPERATURE COEFFICIENT	± 0.03 %/°C (0~50°C)	I/P: 230 VAC O/P: FULL LOAD	± 0.001%/°C (0~50°C)																																																																																				
5	STORAGE TEMPERATURE TEST	1. Thermal shock Temperature: -45°C ~ +90°C 2. Temperature change rate : 25°C / MIN 3. Dwell time low and high temperature : 30 MIN/EACH 4. Total test cycle: 100 CYCLE 5. Input/Output condition: STATIC		TEST: OK																																																																																				



500W Slim Type with PFC Switching Supply

UHP-500 series

6	THERMAL SHOCK TEST	1. Thermal shock Temperature: -25°C~ +55°C 2. Temperature change rate : 25°C / MIN 3. Dwell time low and high temperature : 30 MIN/EACH 4. Total test cycle: 16 CYCLE 5. Input/Output condition: 230VAC/FULL LOAD AC ON/OFF TEST AC on 3 sec/AC off 1 sec TEST	TEST: OK
7	VIBRATION TEST	1 Carton & 1 Set (1) Waveform: Sine Wave (2) Frequency: 10~500Hz (3) Sweep Time: 10min/sweep cycle (4) Acceleration: 5G (5) Test Time: 180min in each axes (X.Y.Z) (6) Ta: 25°C	TEST: OK
8	CAPACITOR LIFE CYCLE	UHP-500-48: SUPPOSE C105 IS THE MOST CRITICAL COMPONENT (1) I/P: 230VAC O/P: FULL LOAD Ta= 25 °C LIFE TIME (2) I/P: 230VAC O/P: FULL LOAD Ta= 50 °C LIFE TIME (3) I/P: 230VAC O/P: 75% LOAD Ta= 50 °C LIFE TIME (4) I/P: 230VAC O/P: 50% LOAD Ta= 50 °C LIFE TIME	(1) 822639 HRS (2) 160235 HRS (3) 234623 HRS (4) 322006 HRS
9	MTBF	Conducted by Parts Stress Analysis Prediction 168K hrs min. MIL-HDBK-217F (25°C)	
10	DMTBF/Accelerated Life Test	Demonstration Mean Time Between Failure(Expected Life) : 30,000 hours @ Ta 50°C	

TEST RESULT	TESTER	REVIEW	APPROVAL
PASS	SHENJW/ZHUOKB	SKY	LIUWY