

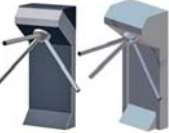



































Turnstile-Gate Summary















Turnstile - Round Barrier Bar

Product rendering	Turnstile model	General description	Security level	Power loss motor setting	Standard housing material	Optional housing material	Emergency / Power fail	Traffic light (options)	Internal Power Supply Voltage	Input Power Supply Voltage Options	Barrier types available	Installation environment	Passage Type	Options & Accessories
	BAR BA	Low Height Tripod turnstile Dual leg base	Lower Anti-tailgating (mechanical)	Fail-Safe Fail-Secure (locked): on request	Brushed stainless steel	-	Fail-safe (by default): Free Wheeling or Optional Drop-arm	One per each direction	13.8 VDC	24 VAC 115 VAC 230 VAC	Round Stainless Barrier Bar	Indoor Outdoor covered Outdoor uncovered		Go Call Remote Controller Weatherizing package Climb/crawl sensors Way Mode Lights
	BAR EC BAR EK	Low Height Tripod turnstile Single leg base	Lower Anti-tailgating (mechanical)	Fail-Safe Fail-Secure (locked): on request	BAR EC: Powder coated/zinc treated steel BAR EK: brushed stainless steel	RAL Colors: only for BAR EC	Fail-safe (by default): Free Wheeling or Optional Drop-arm	BAR EK one per each direction BAR EC one for both direction	13.8 VDC	24 VAC 115 VAC 230 VAC	Round Stainless Barrier Bar	Indoor Outdoor covered		Go Call Remote Controller Weatherizing package Climb/crawl sensors Way Mode Lights
	BAR WN	Low Height Tripod turnstile High adjustable Dual leg base	Lower Anti-tailgating (mechanical)	Fail-Safe Fail-Secure (locked): on request	RAL color	RAL Colors	Fail-safe (by default): Free Wheeling	One for both direction	13.8 VDC	24 VAC 115 VAC 230 VAC	Round Stainless Barrier Bar	Indoor Outdoor covered Outdoor uncovered		Go Call Remote Controller Weatherizing package Way Mode Lights
	BAR EK-Wall	Low Height Tripod turnstile No leg	Lower Anti-tailgating (mechanical)	Fail-Safe Fail-Secure (locked): on request	Brushed stainless steel	-	Fail-safe (by default): Free Wheeling or Optional Drop-arm	One per each direction	13.8 VDC	24 VAC 115 VAC 230 VAC	Round Stainless Barrier Bar	Indoor Outdoor covered		Go Call Remote Controller Weatherizing package Climb/crawl sensors Way Mode Lights
	BAR ST	Low Height Tripod turnstile Dual leg base	Lower Anti-tailgating (mechanical)	Fail-Safe Fail-Secure (locked): on request	Powder coated zinc treated steel	Polished SS / Brass / Bronze / RAL Colors / Other	Fail-safe (by default): Free Wheeling or Optional Drop-arm	One per each direction	13.8 VDC	24 VAC 115 VAC 230 VAC	Round Stainless Barrier Bar	Indoor Outdoor covered Outdoor uncovered		Go Call Remote Controller Weatherizing package Climb/crawl sensors Way Mode Lights
	BAR ST-DUO	Dual - Low Height Tripod turnstile Dual leg base	Lower Anti-tailgating (mechanical)	Fail-Safe Fail-Secure (locked): on request	Powder coated zinc treated steel	Polished SS / Brass / Bronze / RAL Colors / Other	Fail-safe (by default): Free Wheeling or Optional Drop-arm	One per each lane / direction	13.8 VDC	24 VAC 115 VAC 230 VAC	Round Stainless Barrier Bar	Indoor Outdoor covered Outdoor uncovered		Go Call Remote Controller Weatherizing package Climb/crawl sensors Way Mode Lights
	BAR SKR	Low Height Tripod turnstile Single leg base	Lower Anti-tailgating (mechanical)	Fail-Safe Fail-Secure (locked): on request	Brushed stainless steel	Polished SS / RAL Colors	Fail-safe (by default): Free Wheeling	External post only	13.8 VDC	-	Round Stainless Barrier Bar	Indoor Outdoor covered Outdoor uncovered		Go Call Remote Controller Weatherizing package
	BAR SKR-DropArm	Low Height Tripod turnstile Single leg base	Lower Anti-tailgating (mechanical)	Fail-Safe Fail-Secure (locked): on request	Brushed stainless steel	Polished SS / RAL Colors	Fail-safe (by default): Free Wheeling or Optional Drop-arm	Jumbo sized LED's in both directions	13.8 VDC	24 VAC 115 VAC 230 VAC	Round Stainless Barrier Bar	Indoor Outdoor covered Outdoor uncovered		Go Call Remote Controller Weatherizing package
	BAR GX	Low Height Tripod turnstile Full frame base	Lower Anti-tailgating (mechanical)	Fail-Safe Fail-Secure (locked): on request	Brushed stainless steel	Polished SS / Brass / Bronze / RAL Colors / Other	Fail-safe (by default): Free Wheeling or Optional Drop-arm	Access Light (on the top) Lane Line (front)	13.8 VDC	24 VAC 115 VAC 230 VAC	Round Stainless Barrier Bar	Indoor		Go Call Remote Controller Climb/crawl sensors Way Mode Lights







Low Height Motorized Revolver

Product rendering	Turnstile model	General description	Security level	Power loss motor setting	Standard housing material	Optional housing material	Emergency / Power fail	Traffic light (options)	Internal Power Supply Voltage	Input Power Supply Voltage Options	Barrier types available	Installation environment	Passage Type	Options & Accessories
	ROUND E	Half Height Motorized Revolving Turnstile	Middle Anti-tailgating (mechanical)	Fail-Safe Fail-Secure (locked): on request	Brushed stainless steel	Polished SS / Brass / Bronze / RAL Colors / Other	Fail-safe (by default): Free Wheeling	External post only	13.8 VDC	24 VAC	Tri-Panel Tempered glass	Indoor		Go Call Logo Etching Remote controller Reader Mount options Matching Post & Glass Infill
	ROUND E-S	Slim line Half Height Motorized Revolving Turnstile	Middle Anti-tailgating (mechanical)	Fail-Safe Fail-Secure (locked): on request	Brushed stainless steel	Polished SS / Brass / Bronze / RAL Colors / Other	Fail-safe (by default): Free Wheeling	External post only	13.8 VDC	24 VAC	Tri-Panel Tempered glass	Indoor		Go Call Logo Etching Remote controller Reader Mount options Matching Post & Glass Infill
	ROUND F	Half Height Motorized Revolving Turnstile with curved glass sides	Middle Anti-tailgating (mechanical)	Fail-Safe Fail-Secure (locked): on request	Brushed stainless steel	Polished SS / Brass / Bronze / RAL Colors / Other	Fail-safe (by default): Free Wheeling	External post only	13.8 VDC	24 VAC	Tri-Panel Tempered glass	Indoor		Go Call Logo Etching Remote controller Reader Mount options Matching Post & Glass Infill
	ROUND F-Top	Half Height Motorized Revolver Turnstile Curved glass sides Premium top rail options	Middle Anti-tailgating (mechanical)	Fail-Safe Fail-Secure (locked): on request	Brushed stainless steel	Polished SS / Brass / Bronze / RAL Colors / Other	Fail-safe (by default): Free Wheeling	External post only	13.8 VDC	24 VAC	Tri-Panel Tempered glass	Indoor		Go Call Logo Etching Remote controller Reader Mount options Matching Post & Glass Infill
	ROUND J	Half Height Motorized Revolving Turnstile	Middle Anti-tailgating (mechanical)	Fail-Safe Fail-Secure (locked): on request	Brushed stainless steel	Polished SS / Brass / Bronze / RAL Colors / Other	Fail-safe (by default): Free Wheeling	External post only	13.8 VDC	24 VAC	Trombone style bars 3 sections 120 Degree offset	Indoor Outdoor covered Outdoor uncovered		Go Call Remote controller Weatherization package Water resistance package
	ROUND J-S	Slim line Half Height Motorized Revolving Turnstile	Middle Anti-tailgating (mechanical)	Fail-Safe Fail-Secure (locked): on request	Brushed stainless steel	Polished SS / Brass / Bronze / RAL Colors / Other	Fail-safe (by default): Free Wheeling	External post only	13.8 VDC	24 VAC	Trombone style bars 3 sections 120 Degree offset	Indoor Outdoor covered Outdoor uncovered		Go Call Remote controller Weatherization package Water resistance package
	ROUND J90-U arm	Half Height Motorized Revolving Turnstile	Middle Anti-tailgating (mechanical)	Fail-Safe Fail-Secure (locked): on request	Brushed stainless steel	Polished SS / Brass / Bronze / RAL Colors / Other	Fail-safe (by default): Free Wheeling	External post only	13.8 VDC	24 VAC	Trombone style bars 4 sections 90 Degree offset	Indoor Outdoor covered Outdoor uncovered		Go Call Remote controller Weatherization package Water resistance package
	ROUND J90-Straight	Half Height Motorized Revolving Turnstile	Middle Anti-tailgating (mechanical)	Fail-Safe Fail-Secure (locked): on request	Brushed stainless steel	Polished SS / Brass / Bronze / RAL Colors / Other	Fail-safe (by default): Free Wheeling	External post only	13.8 VDC	24 VAC	Straight Round Bars 4 sections 90 Degree offset	Indoor Outdoor covered Outdoor uncovered		Go Call Remote controller Weatherization package Water resistance package
ROUND J90-Straight 1300 extended height (up to 51" / 1300 mm) - otherwise features & function is the same as for ROUND J90-Straight														
	ROUND J90 DUO-Straight	Dual - Half Height Motorized Revolving Turnstile	Middle Anti-tailgating (mechanical)	Fail-Safe Fail-Secure (locked): on request	Brushed stainless steel	Polished SS / Brass / Bronze / RAL Colors / Other	Fail-safe (by default): Free Wheeling	External post only	13.8 VDC	24 VAC	Straight Round Bars 4 sections 90 Degree offset	Indoor Outdoor covered Outdoor uncovered		Go Call Remote controller Weatherization package Water resistance package
ROUND J90 DUO-Straight 1300 extended height (up to 51" / 1300 mm) - otherwise features & function is the same as for ROUND J90 DUO-Straight														



















Full Height Turnstile – REXON ERA

Product rendering	Turnstile model	General description	Security level	Power loss motor setting	Standard housing material	Optional housing material	Emergency / Power fail	Traffic light (options)	Internal Power Supply Voltage	Input Power Supply Voltage Options	Barrier types available	Installation environment	Passage Type	Options & Accessories
	REXON ERA 3	Full height motorized Barrier bar turnstile 3 - 120 degree offset sections	High Anti-tailgating	Fail-Safe Fail-Secure (locked): on request	Powder coat roof /Zinc galvanized frame, central column & bars	Brushed Stainless / RAL Powder Coat	Fail-safe (by default): Free Wheeling	One per each direction in special bracket	13.8 VDC	24 VAC 115 VAC 230 VAC	Straight Round Bars 3 sections 120 Degree offset	Indoor Outdoor covered Outdoor uncovered		Go Call Heavy Duty Motor Sever weather package Roof/Canopy Custom Reader Mounting Remote Controller
	REXON ERA DUO 3	Dual - Full height motorized Barrier bar turnstile 3 - 120 degree offset sections	High Anti-tailgating	Fail-Safe Fail-Secure (locked): on request	Powder coat roof /Zinc galvanized frame, central column & bars	Brushed Stainless / RAL Powder Coat	Fail-safe (by default): Free Wheeling	One per each lane / direction in special bracket	13.8 VDC	24 VAC 115 VAC 230 VAC	Straight Round Bars 3 sections 120 Degree offset	Indoor Outdoor covered Outdoor uncovered		Go Call Heavy Duty Motor Sever weather package Roof/Canopy Custom Reader Mounting Remote Controller
	REXON ERA 3 GATE-Bike	Full height motorized Barrier bar turnstile 3 - 120 degree offset sections With Integrated bicycle side gate	High Anti-tailgating	Fail-Safe Fail-Secure (locked): on request	Powder coat roof /Zinc galvanized frame, central column & bars	Brushed Stainless / RAL Powder Coat	Fail-safe (by default): Free Wheeling	One per each direction in special bracket	13.8 VDC	24 VAC 115 VAC 230 VAC	Straight Round Bars 3 sections 120 Degree offset	Indoor Outdoor covered Outdoor uncovered		Go Call Heavy Duty Motor Induction loop package Sever weather package Bicycle sensing package Custom Reader Mounting Remote controller
	ERAXON ERA 4	Full height motorized Barrier bar turnstile 4 - 90 degree offset sections	High Anti-tailgating	Fail-Safe Fail-Secure (locked): on request	Powder coat roof /Zinc galvanized frame, central column & bars	Brushed Stainless / RAL Powder Coat	Fail-safe (by default): Free Wheeling	One per each direction in special bracket	13.8 VDC	24 VAC 115 VAC 230 VAC	Straight Round Bars 4 sections 90 Degree offset	Indoor Outdoor covered Outdoor uncovered		Go Call Heavy Duty Motor Sever weather package Roof/Canopy Custom Reader Mounting Remote Controller
	REXON ERA 4-LE	Full height motorized Barrier bar turnstile 4 - 90 degree offset sections With Entry/Exit side panels	High Anti-tailgating	Fail-Safe Fail-Secure (locked): on request	Powder coat roof /Zinc galvanized frame, central column & bars	Brushed Stainless / RAL Powder Coat	Fail-safe (by default): Free Wheeling	One per each direction in special bracket	13.8 VDC	24 VAC 115 VAC 230 VAC	Straight Round Bars 4 sections 90 Degree offset	Indoor Outdoor covered Outdoor uncovered		Go Call Heavy Duty Motor Sever weather package Roof/Canopy Custom Reader Mounting Remote Controller
	REXON ERA DUO 4-LE	Dual - Full height motorized Barrier bar turnstile 4 - 90 degree offset sections With Entry/Exit side panels	High Anti-tailgating	Fail-Safe Fail-Secure (locked): on request	Powder coat roof /Zinc galvanized frame, central column & bars	Brushed Stainless / RAL Powder Coat	Fail-safe (by default): Free Wheeling	One per each pass / direction in special bracket	13.8 VDC	24 VAC 115 VAC 230 VAC	Straight Round Bars 4 sections 90 Degree offset	Indoor Outdoor covered Outdoor uncovered		Go Call Heavy Duty Motor Sever weather package Roof/Canopy Custom Reader Mounting Remote Controller



















Full Height Turnstile – REXON Custom

	REAXON ERA 3-GS-U	Full height motorized turnstile With Curved Tempered glass panels 3 - 120 degree offset sections	High Anti-tailgating	Fail-Safe Fail-Secure (locked): on request	Brushed stainless steel	Polished Stainless / RAL Powder Coat	Fail-safe (by default): Free Wheeling	One per each direction in special bracket	13.8 VDC	24 VAC 115 VAC 230 VAC	Trombone style bars 3 sections 120 Degree offset	Indoor Outdoor covered Outdoor uncovered		Go Call Heavy Duty Motor Sever weather package Roof/Canopy Custom Reader Mounting Remote Controller
	REAXON GLASS	Security Revolving motorized doorway Tempered Glass Barrier & side panels 3-Sections (120 degree offset)	High Anti-tailgating	Fail-Safe Fail-Secure (locked): on request	Brushed stainless steel frame with glass side panels and barriers	Polished Stainless	Fail-safe (by default): Free Wheeling	One per each direction in special bracket	13.8 VDC	24 VAC 115 VAC 230 VAC	Tempered Glass with push bar 3 sections 120 Degree offset	Indoor		Go Call Heavy Duty Motor Custom Reader Mounting Remote Controller
	REXON NET	Security Revolving motorized doorway Netting Barrier 3-Sections (120 degree offset)	High Anti-tailgating	Fail-Safe Fail-Secure (locked): on request	Powder coat frame & roof	Polished Stainless / Brushed Stainless / RAL Powder Coat	Fail-safe (by default): Free Wheeling	One per each direction in special bracket	13.8 VDC	24 VAC 115 VAC 230 VAC	Netting Barriers 3 sections 120 Degree offset	Indoor Outdoor covered Outdoor uncovered		Go Call Heavy Duty Motor Sever weather package Custom Reader Mounting Remote Controller

















Full Height Turnstile – REXON DEA

Product rendering	Turnstile model	General description	Security level	Power loss motor setting	Standard housing material	Optional housing material	Emergency / Power fail	Traffic light (options)	Internal Power Supply Voltage	Input Power Supply Voltage Options	Barrier types available	Installation environment	Passage Type	Options & Accessories
	REXON DEA 3	Full height motorized turnstile 3 - 120 degree offset sections With canopy & side panels	High Anti-tailgating	Fail-Safe Fail-Secure (locked): on request	Powder coat frame & roof / Zinc galvanized central column & bars	Brushed or Polished Stainless / RAL Powder Coat	Fail-safe (by default): Free Wheeling	One per each direction in special bracket	13.8 VDC	24 VAC 115 VAC 230 VAC	Straight Round Barrier Bars Zinc dipped & Powder coated 3 sections 120 Degree offset	Indoor Outdoor covered Outdoor uncovered		Go Call Heavy Duty Motor Sever weather package Custom Reader Mounting Remote Controller
	REXON DEA 3-U	Full height motorized turnstile 3 - 120 degree offset sections With canopy & side panels	High Anti-tailgating	Fail-Safe Fail-Secure (locked): on request	Powder coat frame & roof / Stainless steel central column & bars	Brushed or Polished Stainless / RAL Powder Coat	Fail-safe (by default): Free Wheeling	One per each direction in special bracket	13.8 VDC	24 VAC 115 VAC 230 VAC	Trombone style barrier bars 3 sections 120 Degree offset	Indoor Outdoor covered Outdoor uncovered		Go Call Heavy Duty Motor Sever weather package Custom Reader Mounting Remote Controller
	REXON DEA DUO 3	Dual - Full height motorized turnstile 3 - 120 degree offset sections With canopy & side panels	High Anti-tailgating	Fail-Safe Fail-Secure (locked): on request	Powder coat frame & roof / Zinc galvanized central column & bars	Brushed or Polished Stainless / RAL Powder Coat	Fail-safe (by default): Free Wheeling	One per each lane / direction in special bracket	13.8 VDC	24 VAC 115 VAC 230 VAC	Straight Round Barrier Bars Zinc dipped & Powder coated 3 sections 120 Degree offset	Indoor Outdoor covered Outdoor uncovered		Go Call Heavy Duty Motor Sever weather package Custom Reader Mounting Remote Controller
	REXON DEA 3 GATE-Bike	Full height motorized turnstile 3 - 120 degree offset sections With Integrated bicycle side gate, canopy & side panels	High Anti-tailgating	Fail-Safe Fail-Secure (locked): on request	Powder coat frame & roof / Zinc galvanized central column & bars	Brushed or Polished Stainless / RAL Powder Coat	Fail-safe (by default): Free Wheeling	One per each direction in special bracket	13.8 VDC	24 VAC 115 VAC 230 VAC	Straight Round Barrier Bars Zinc dipped & Powder coated 3 sections 120 Degree offset	Indoor Outdoor covered Outdoor uncovered		Go Call Heavy Duty Motor Induction loop package Sever weather package Bicycle sensing package Custom Reader Mounting Remote controller
	REXON DEA 3 GATE-Bike-U	Full height motorized turnstile 3 - 120 degree offset sections With Integrated bicycle side gate, canopy & side panels	High Anti-tailgating	Fail-Safe Fail-Secure (locked): on request	Powder coat frame & roof / Stainless steel central column & bars	Brushed or Polished Stainless / RAL Powder Coat	Fail-safe (by default): Free Wheeling	One per each direction in special bracket	13.8 VDC	24 VAC 115 VAC 230 VAC	Trombone style barrier bars 3 sections 120 Degree offset	Indoor Outdoor covered Outdoor uncovered		Go Call Heavy Duty Motor Induction loop package Sever weather package Bicycle sensing package Custom Reader Mounting Remote controller
	REXON DEA 3 GATE-Full	Full height motorized Barrier bar turnstile 3 - 120 degree offset sections With Integrated ADA width side gate, canopy & side panels	High Anti-tailgating	Fail-Safe Fail-Secure (locked): on request	Powder coat frame & roof / Zinc galvanized central column & bars	Brushed or Polished Stainless / RAL Powder Coat	Fail-safe (by default): Free Wheeling	One per each lane / direction in special bracket	13.8 VDC	24 VAC 115 VAC 230 VAC	Straight Round Barrier Bars Zinc dipped & Powder coated 3 sections 120 Degree offset	Indoor Outdoor covered Outdoor uncovered		Go Call Heavy Duty Motor Sever weather package Custom Reader Mounting Remote Controller
	REXON DEA 3 GATE-Full-U	Full height motorized Barrier bar turnstile 3 - 120 degree offset sections With Integrated ADA width side gate, canopy & side panels	High Anti-tailgating	Fail-Safe Fail-Secure (locked): on request	Powder coat frame & roof / Stainless steel central column & bars	Brushed or Polished Stainless / RAL Powder Coat	Fail-safe (by default): Free Wheeling	One per each lane / direction in special bracket	13.8 VDC	24 VAC 115 VAC 230 VAC	Trombone style barrier bars 3 sections 120 Degree offset	Indoor Outdoor covered Outdoor uncovered		Go Call Heavy Duty Motor Sever weather package Custom Reader Mounting Remote Controller
	REXON DEA 4	Full height motorized Barrier bar turnstile 4 - 90 degree offset sections With complete Stainless enclosure	High Anti-tailgating	Fail-Safe Fail-Secure (locked): on request	Completely in Brushed stainless steel	Polished Stainless / RAL Powder Coat	Fail-safe (by default): Free Wheeling	One per each direction in special bracket	13.8 VDC	24 VAC 115 VAC 230 VAC	Straight Round Barrier Bars 4 sections 90 Degree offset	Indoor Outdoor covered Outdoor uncovered		Go Call Heavy Duty Motor Sever weather package Custom Reader Mounting Remote Controller
	REXON DEA DUO 4	Dual - Full height motorized Barrier bar turnstile 4 - 90 degree offset sections With complete Stainless enclosure	High Anti-tailgating	Fail-Safe Fail-Secure (locked): on request	Completely in Brushed stainless steel	Polished Stainless / RAL Powder Coat	Fail-safe (by default): Free Wheeling	One per each direction in special bracket	13.8 VDC	24 VAC 115 VAC 230 VAC	Straight Round Barrier Bars 4 sections 90 Degree offset	Indoor Outdoor covered Outdoor uncovered		Go Call Heavy Duty Motor Sever weather package Custom Reader Mounting Remote Controller







GATE ERA / DEA

Product rendering	Gate model	General description	Security level	Power loss motor setting	Standard housing material	Optional housing material	Emergency / Power fail	Traffic light (options)	Internal Power Supply Voltage	Input Power Supply Voltage Options	Barrier types available	Installation environment	Passage Type	Options & Accessories
	GATE ERA	Motorized full Height Side Gate ADA/wheelchair compliant width Companion to Rexon ERA Turnstile	High	Fail-Safe Fail-Secure (locked): on request	Powder coat roof /Zinc galvanized frame, central column & bars	Brushed Stainless / RAL Powder Coat	Fail-safe (by default): Free Wheeling	One per each direction in special bracket	13.8 VDC	24 VAC 115 VAC 230 VAC	Straight Round Barrier Bars	Indoor Outdoor covered Outdoor uncovered		Heavy Duty Motor Sever weather package Custom Reader Mounting Remote Controller
	GATE ERA-LE	Motorized full Height Side Gate ADA/wheelchair compliant width Companion to Rexon ERA Turnstile	High	Fail-Safe Fail-Secure (locked): on request	Powder coat roof /Zinc galvanized frame, central column & bars	Brushed Stainless / RAL Powder Coat	Fail-safe (by default): Free Wheeling	One per each direction in special bracket	13.8 VDC	24 VAC 115 VAC 230 VAC	Straight Round Barrier Bars	Indoor Outdoor covered Outdoor uncovered		Heavy Duty Motor Sever weather package Custom Reader Mounting Remote Controller
	GATE ERA-U	Motorized full Height Side Gate ADA/wheelchair compliant width Companion to Rexon ERA Turnstile	High	Fail-Safe Fail-Secure (locked): on request	Powder coat roof /Zinc galvanized frame / Stainless steel central column & bars	Brushed Stainless / RAL Powder Coat	Fail-safe (by default): Free Wheeling	One per each direction in special bracket	13.8 VDC	24 VAC 115 VAC 230 VAC	Trombone style barrier bars	Indoor Outdoor covered Outdoor uncovered		Heavy Duty Motor Sever weather package Custom Reader Mounting Remote Controller
	GATE ERA DUO	Dual - Motorized full Height Side Gate ADA/wheelchair compliant width Companion to Rexon ERA Turnstile	High	Fail-Safe Fail-Secure (locked): on request	Powder coat roof /Zinc galvanized frame, central column & bars	Brushed Stainless / RAL Powder Coat	Fail-safe (by default): Free Wheeling	One per each direction in special bracket	13.8 VDC	24 VAC 115 VAC 230 VAC	Straight Round Barrier Bars	Indoor Outdoor covered Outdoor uncovered		Heavy Duty Motor Sever weather package Custom Reader Mounting Remote Controller
	GATE ERA DUO-U	Dual - Motorized full Height Side Gate ADA/wheelchair compliant width Companion to Rexon ERA Turnstile	High	Fail-Safe Fail-Secure (locked): on request	Powder coat roof /Zinc galvanized frame / Stainless steel central column & bars	Brushed Stainless / RAL Powder Coat	Fail-safe (by default): Free Wheeling	One per each direction in special bracket	13.8 VDC	24 VAC 115 VAC 230 VAC	Trombone style barrier bars	Indoor Outdoor covered Outdoor uncovered		Heavy Duty Motor Sever weather package Custom Reader Mounting Remote Controller
	GATE DEA	Motorized full Height Side Gate with side frame & canopy ADA/wheelchair compliant width Companion to Rexon DEA Turnstile	High	Fail-Safe Fail-Secure (locked): on request	Powder coat frame & roof / Zinc galvanized central column & bars	Brushed or Polished Stainless / RAL Powder Coat	Fail-safe (by default): Free Wheeling	One per each direction in special bracket	13.8 VDC	24 VAC 115 VAC 230 VAC	Straight Round Barrier Bars	Indoor Outdoor covered Outdoor uncovered		Heavy Duty Motor Sever weather package Custom Reader Mounting Remote Controller
	GATE DEA-U	Motorized full Height Side Gate with side frame & canopy ADA/wheelchair compliant width Companion to Rexon DEA Turnstile	High	Fail-Safe Fail-Secure (locked): on request	Powder coat frame & roof / Stainless steel central column & bars	Brushed or Polished Stainless / RAL Powder Coat	Fail-safe (by default): Free Wheeling	One per each direction in special bracket	13.8 VDC	24 VAC 115 VAC 230 VAC	Trombone style barrier bars	Indoor Outdoor covered Outdoor uncovered		Heavy Duty Motor Sever weather package Custom Reader Mounting Remote Controller
	GATE DEA DUO	Dual - Motorized full Height Side Gate with side frame & canopy ADA/wheelchair compliant width Companion to Rexon DEA Turnstile	High	Fail-Safe Fail-Secure (locked): on request	Powder coat frame & roof / Zinc galvanized central column & bars	Brushed or Polished Stainless / RAL Powder Coat	Fail-safe (by default): Free Wheeling	One per each direction in special bracket	13.8 VDC	24 VAC 115 VAC 230 VAC	Straight Round Barrier Bars	Indoor Outdoor covered Outdoor uncovered		Heavy Duty Motor Sever weather package Custom Reader Mounting Remote Controller
	GATE DEA DUO-U	Dual - Motorized full Height Side Gate with side frame & canopy ADA/wheelchair compliant width Companion to Rexon DEA Turnstile	High	Fail-Safe Fail-Secure (locked): on request	Powder coat frame & roof / Stainless steel central column & bars	Brushed or Polished Stainless / RAL Powder Coat	Fail-safe (by default): Free Wheeling	One per each direction in special bracket	13.8 VDC	24 VAC 115 VAC 230 VAC	Trombone style barrier bars	Indoor Outdoor covered Outdoor uncovered		Heavy Duty Motor Sever weather package Custom Reader Mounting Remote Controller





Motorized Swing Gate - PEGAS

Product rendering	Gate model	General description	Security level	Power loss motor setting	Standard housing material	Optional housing material	Emergency / Power fail	Traffic light (options)	Internal Power Supply Voltage	Input Power Supply Voltage Options	Barrier types available	Installation environment	Passage Type	Options & Accessories
	PEGAS GL	Motorized Glass Panel Swing Gate ADA/wheelchair compliant width	Low	Fail-Safe Fail-Secure (locked): on request	Brushed stainless steel	Polished Stainless steel / RAL Powder Coat	Fail-safe (by default): Free Wheeling	External post only	13.8 VDC	24 VAC	Tempered Glass Panel	Indoor		Logo Etching Remote controller Reader Mount options Matching Post & Glass Infill
	PEGAS GL-M	Motorized Glass Panel Swing Gate ADA/wheelchair compliant width	Low	Fail-Safe Fail-Secure (locked): on request	Brushed stainless steel	Polished Stainless steel / RAL Powder Coat	Fail-safe (by default): Free Wheeling	External post only	13.8 VDC	24 VAC	Tempered Glass Panel	Indoor		Logo Etching Remote controller Reader Mount options Matching Post & Glass Infill
	EGAS GLE	Motorized Glass Panel Swing Gate ADA/wheelchair compliant width	Low	Fail-Safe Fail-Secure (locked): on request	Brushed stainless steel	Polished Stainless steel / RAL Powder Coat	Fail-safe (by default): Free Wheeling	External post only	13.8 VDC	24 VAC	Tempered Glass Panel	Indoor		Logo Etching Remote controller Radar & Reader Mount options Matching Post & Glass Infill
	PEGAS GLE-M	Motorized Glass Panel Swing Gate ADA/wheelchair compliant width	Low	Fail-Safe Fail-Secure (locked): on request	Brushed stainless steel	Polished Stainless steel / RAL Powder Coat	Fail-safe (by default): Free Wheeling	External post only	13.8 VDC	24 VAC	Tempered Glass Panel	Indoor		Logo Etching Remote controller Radar & Reader Mount options Matching Post & Glass Infill
	PEGAS HG	Motorized Glass Panel Swing Gate ADA/wheelchair compliant width	Low	Fail-Safe Fail-Secure (locked): on request	Brushed stainless steel	Polished Stainless steel / RAL Powder Coat	Fail-safe (by default): Free Wheeling	External post only	13.8 VDC	24 VAC	Tempered Glass Panel max height to 6' (1800mm)	Indoor		Logo Etching Remote controller Radar & Reader Mount options Matching Post & Glass Infill
	PEGAS SF	Motorized Stainless Tube Swing Gate Barrier is trombone style ADA/wheelchair compliant width	Low	Fail-Safe Fail-Secure (locked): on request	Brushed stainless steel	Polished Stainless steel / RAL Powder Coat	Fail-safe (by default): Free Wheeling	External post only	13.8 VDC	24 VAC	Trombone style barrier bars	Indoor Outdoor covered Outdoor uncovered		Weatherization package Remote controller Radar & Reader Mount options Matching Post & Glass Infill
	PEGAS SF-S	Motorized Panel Swing Gate Barrier has Stainless frame with glass infill ADA/wheelchair compliant width	Low	Fail-Safe Fail-Secure (locked): on request	Brushed stainless steel	Polished Stainless steel / RAL Powder Coat	Fail-safe (by default): Free Wheeling	External post only	13.8 VDC	24 VAC	Stainless frame w / tempered glass infill	Indoor Outdoor covered Outdoor uncovered		Weatherization package Remote controller Radar & Reader Mount options Matching Post & Glass Infill
	PEGAS J	Motorized Stainless Tube Swing Gate Dual trombone style Barriers ADA/wheelchair compliant width	Low	Fail-Safe Fail-Secure (locked): on request	Brushed stainless steel	Polished Stainless steel / RAL Powder Coat	Fail-safe (by default): Free Wheeling	External post only	13.8 VDC	24 VAC	Trombone style barrier bars	Indoor Outdoor covered Outdoor uncovered		Weatherization package Remote controller Radar & Reader Mount options Matching Post & Glass Infill







Motorized Swing Gate - PEGAS

Product rendering	Gate model	General description	Security level	Power loss motor setting	Standard housing material	Optional housing material	Emergency / Power fail	Traffic light (options)	Internal Power Supply Voltage	Input Power Supply Voltage Options	Barrier types available	Installation environment	Passage Type	Options & Accessories
	PEGAS GLE for EasyGate turnstiles	Motorized Glass Panel Swing Gate ADA/wheelchair compliant width For use with EasyGate turnstiles	Low	Fail-Safe Fail-Secure (locked): on request	Brushed stainless steel	Polished Stainless steel / RAL Powder Coat	Fail-safe (by default): Free Wheeling	External post only	13.8 VDC	24 VAC	Tempered Glass Panel	Indoor		Logo Etching Remote controller Reader Mount options Matching Post & Glass Infill
	PEGAS HG for EasyGate turnstiles	Motorized Glass Panel Swing Gate ADA/wheelchair compliant width For use with EasyGate turnstiles	Low	Fail-Safe Fail-Secure (locked): on request	Brushed stainless steel	Polished Stainless steel / RAL Powder Coat	Fail-safe (by default): Free Wheeling	External post only	13.8 VDC	24 VAC	Tempered Glass Panel	Indoor		Logo Etching Remote controller Reader Mount options Matching Post & Glass Infill
	Two gates layout	Synchronized Dual Swing Gates For applications requiring extra wide open clearance	Low	Fail-Safe Fail-Secure (locked): on request	Twin Gate: each gate can be controlled individually Double gate: synchronized opening/closing of both gates All the features depends on used gate type									
	PEGAS Gate Top Cap	White acrylic cap panel allows for the integration of Prox Readers or Radar / PIR sensor to facilitate automated free exit.	Including radar/proxy reader bracket. Available for PEGAS gate GLE, GLE-M, HG, SF, SFS, J. All the gate features depends on used gate model.											





Extreme Weather Application - Turnstiles

Product rendering	Turnstile model	General description	Turnstile type	Security level	Power loss motor setting	Standard housing material	Optional housing material	Traffic light (options)	Internal Power Supply Voltage	Max. passage width	Barrier types available	Installation environment	Passage Type	Options & Accessories
	EasyGate WN	Ruggedized Security IR Beam turnstile Designed specifically for extreme weather and harsh environment applications	Single or Dual Barrier configurations	Middle / High Anti-tailgating	Fail-Safe Fail-Secure (locked): on request	Brushed stainless steel	Polished Stainless steel / RAL Powder Coat	Access Light (on the top) Lane Light (front)	24 VAC	1 200 mm (47")	900 mm (35.5") high, square shaped stainless tube barrier	Indoor Outdoor covered Outdoor uncovered Extreme WX & temps down to -40 °C (-40 °F)		Heavy Duty Motor Conformal coated electronics Induction loop package Sever weather package Bicycle sensing package Custom Reader Mounting Remote controller
	REXON - ERA models	All REXON ERA Motorized full height turnstiles models can be furnished with our Extreme Outdoor Environment Package for installation conditions down to -40 °C (-40°F).												
	GATE - ERA models	Gate ERA Motorized full height Side Gates can be furnished with our Extreme Outdoor Environment Package for installation conditions down to -40 °C (-40°F).												
	BAR BS / ST / ST-DUO	BAR BA, ST & ST-DUO motorized tripod turnstiles models can be furnished with our Extreme Outdoor Environment Package for installation conditions down to -40 °C (-40°F).												





Speedgate turnstiles - EasyGate LX, FL

Product rendering	Turnstile model	General description	Security level	Power loss motor setting	Standard housing material	Optional housing material	Traffic light (options)	Internal Power Supply Voltage	Input Power Supply Voltage Options	Max. passage width	Barrier types available	Installation environment	Passage Type	Options & Accessories	
	EasyGate LX 1200	Security optical turnstile with sliding glass barrier panels	Middle / High Anti-tailgating	Fail-Safe Fail-Secure (locked): on request	Brushed stainless steel	Polished SS / Brass / Bronze / RAL & Others Tops: Stone / Solid Surface / Glass / Wood & Others	Access Light (on the top) / Lane Light (front)	24 VAC	115 VAC 230 VAC	970 mm (38")	Tempered glass panel 1 200 mm (47") high	Indoor Outdoor covered		Glass Etching & LED effects Remote controller Surface Mounting bases Custom Reader Mount options Post & Glass Infill Weatherization package & more	
	EasyGate LX 1800	Security optical turnstile with sliding glass barrier panels	High Anti-tailgating	Fail-Safe Fail-Secure (locked): on request	Brushed stainless steel	Polished SS / Brass / Bronze / RAL & Others Tops: Stone / Solid Surface / Glass / Wood & Others	Access Light (on the top) / Lane Light (front)	24 VAC	115 VAC 230 VAC	970 mm (38")	Tempered glass panel 1 800 mm (71") high	Indoor Outdoor covered		Glass Etching & LED effects Remote controller Surface Mounting bases Custom Reader Mount options Post & Glass Infill Weatherization package & more	
<i>Please note: EasyGate models LX 1200 & 1800 are available in consecutive multi-lane configurations.</i>															
	EasyGate FL	Security optical turnstile with Angle-wing shaped tempered glass barriers	Middle / High Anti-tailgating	Fail-Safe Fail-Secure (locked): on request	Brushed stainless steel	Polished SS / Brass / Bronze / RAL & Others Tops: Stone / Solid Surface / Glass / Wood & Others	Access Light (on the top) / Lane Light (front)	24 VAC	115 VAC 230 VAC	980 mm (38.5")	Tempered Glass Angle-wing shaped barrier panels	Indoor Outdoor covered		Glass Etching & LED effects Remote controller Surface Mounting bases Custom Reader Mount options Post & Glass Infill Weatherization package & more	
<i>Please note: EasyGate FL are available in consecutive multi-lane configurations.</i>															

High Traffic Volume/Transportation Application Turnstiles - EasyGate SBG, SPT





Product rendering	Turnstile model	General description	Solution	Security level	Power loss motor setting	Standard housing material	Optional housing material	Traffic light (options)	Internal Power Supply Voltage	Max. passage width	Barrier types available	Installation environment	Passage Type	Options & Accessories	
	EasyGate SBG	Optical turnstile with swinging barrier panels	Designed as Self-Boarding gate	High Anti-tailgating	Fail-Safe Fail-Secure (locked): on request	Brushed stainless steel		Lane Light (front)	115 VAC 230 VAC	920 mm (25")	Tempered Glass Panels 1 000 mm (39.5") high	Indoor		Boarding Reader integration Glass Etching & LED effects Remote controller Surface Mounting bases Custom Reader Mount options Post & Glass Infill & much more	
	EasyGate SPT	Secure optical turnstile with swinging barrier panel	Designed for high volume transport applications	High Anti-tailgating	Fail-Safe Fail-Secure (locked): on request	Brushed stainless steel	Polished SS / Brass / Bronze / RAL & Others Tops: Stone / Solid Surface / Glass / Wood & Others	Access Light (on the top) / Lane Light (front)	115 VAC 230 VAC	920 mm (47")	Tempered Glass Panels 1 200 mm (47") high	Indoor Outdoor covered		Glass Etching & LED effects Remote controller Surface Mounting bases Custom Reader Mount options Post & Glass Infill Weatherization package & more	
<i>Please note: EasyGate models SBG & SPT are available in consecutive multi-lane configurations.</i>															

Swinging Panel Turnstiles - EasyGate DG, DR

Product rendering	Turnstile model	General description	Turnstile type	Security level	Power loss motor setting	Standard housing material	Optional housing material	Traffic light (options)	Internal Power Supply Voltage	Max. passage width	Barrier types available	Installation environment	Passage Type	Options & Accessories
	EasyGate DG	Security optical turnstile with swinging glass barrier panels Rounded Fronts	Single or Dual Barrier configurations	Middle / High Anti-tailgating	Fail-Safe Fail-Secure (locked): on request	Brushed stainless steel / Glass Tops	Polished SS / Brass / Bronze / RAL & Others Tops: Stone / Solid Surface / Glass / Wood & Others	Access Light (on the top) / Lane Light (front)	24 VAC	1 100 mm (43")	Tempered Glass Panels 850 mm (33.5") high	Indoor Outdoor covered		Glass Etching & LED effects Remote controller Surface Mounting bases Custom Reader Mount options Post & Glass Infill & more
	EasyGate DR	Security optical turnstile with swinging glass barrier panels Square Fronts	Single or Dual Barrier configurations	Middle / High Anti-tailgating	Fail-Safe Fail-Secure (locked): on request	Brushed stainless steel / Glass Tops	Polished SS / Brass / Bronze / RAL & Others Tops: Stone / Solid Surface / Glass / Wood & Others	Access Light (on the top) / Lane Light (front)	24 VAC	1 100 mm (43")	Tempered Glass Panels 850 mm (33.5") high	Indoor Outdoor covered		Glass Etching & LED effects Remote controller Surface Mounting bases Custom Reader Mount options Post & Glass Infill & more







Please note: EasyGate DG & DR are available in consecutive multi-lane configurations and both single as well as dual barrier panel configurations are available for these models.

Swinging Panel Turnstiles - EasyGate HG, HR

Product rendering	Turnstile model	General description	Turnstile type	Security level	Power loss motor setting	Standard housing material	Optional housing material	Traffic light (options)	Internal Power Supply Voltage	Max. passage width	Barrier types available	Installation environment	Passage Type	Options & Accessories
	EasyGate HG	Security optical turnstile w/tall swinging glass barrier panels Rounded Fronts	Single or Dual Barrier configurations	High Anti-tailgating	Fail-Safe Fail-Secure (locked): on request	Brushed stainless steel / Glass Tops	Polished SS / Brass / Bronze / RAL & Others Tops: Stone / Solid Surface / Glass / Wood & Others	Access Light (on the top) / Lane Light (front)	24 VAC	1 100 mm (43")	Tempered Glass Panels 900-1 200 mm (35.5-71") high	Indoor Outdoor covered		Glass Etching & LED effects Remote controller Surface Mounting bases Custom Reader Mount options Post & Glass Infill & more
	EasyGate HR	Security optical turnstile w/tall swinging glass barrier panels Square Fronts	Single or Dual Barrier configurations	High Anti-tailgating	Fail-Safe Fail-Secure (locked): on request	Brushed stainless steel / Glass Tops	Polished SS / Brass / Bronze / RAL & Others Tops: Stone / Solid Surface / Glass / Wood & Others	Access Light (on the top) / Lane Light (front)	24 VAC	1 100 mm (43")	Tempered Glass Panels 900-1 200 mm (35.5-71") high	Indoor Outdoor covered		Glass Etching & LED effects Remote controller Surface Mounting bases Custom Reader Mount options Post & Glass Infill & more







Please note: EasyGate HG & HR are available in consecutive multi-lane configurations and both single as well as dual barrier panel configurations are available for these models.

Slimline Turnstiles - EasyGate SG

Product rendering	Turnstile model	General description	Turnstile type	Security level	Power loss motor setting	Standard housing material	Optional housing material	Traffic light (options)	Internal Power Supply Voltage	Max. passage width	Barrier types available	Installation environment	Passage Type	Options & Accessories
	EasyGate SG 1000	Compact optical turnstile swinging glass panels 1 000 mm (39") long round fronts cabinet	Single or Dual Barrier configurations	Middle / High Anti-Tailgating	Fail-Safe Fail-Secure (locked): on request	Brushed stainless steel / Glass Tops	Polished SS / Brass / Bronze / RAL & Others Tops: Stone / Solid Surface / Glass / Wood & Others	Access Light (on the top)	13.8 VDC	920 mm (36")	Tempered Glass Panels 900 mm (35.5") high	Indoor Outdoor covered		Glass Etching & LED effects Remote controller Surface Mounting bases Custom Reader Mount options Post & Glass Infill Weatherization package & more
	EasyGate SG 1600	Slim optical turnstile swinging glass panels 1 600 mm (63") long round fronts cabinet	Single or Dual Barrier configurations	Middle / High Anti-Tailgating	Fail-Safe Fail-Secure (locked): on request	Brushed stainless steel / Glass Tops	Polished SS / Brass / Bronze / RAL & Others Tops: Stone / Solid Surface / Glass / Wood & Others	Access Light (on the top)	13.8 VDC	1 200 mm (47")	Tempered Glass Panels 900 mm (35.5") high	Indoor Outdoor covered		Glass Etching & LED effects Remote controller Surface Mounting bases Custom Reader Mount options Post & Glass Infill Weatherization package & more
	EasyGate SG 2000	Slim optical turnstile swinging glass panels 2 000 mm (78") long round fronts cabinet	Dual Barrier configuration only	Middle / High Anti-Tailgating	Fail-Safe Fail-Secure (locked): on request	Brushed stainless steel / Glass Tops	Polished SS / Brass / Bronze / RAL & Others Tops: Stone / Solid Surface / Glass / Wood & Others	Access Light (on the top)	13.8 VDC	1 200 mm (47")	Tempered Glass Panels 900 mm (35.5") high	Indoor Outdoor covered		Glass Etching & LED effects Remote controller Surface Mounting bases Custom Reader Mount options Post & Glass Infill Weatherization package & more

Please note: EasyGate SG 1000, 1600 & 2000 are available in consecutive multi-lane configurations.
EasyGate SG 1000, 1600 and both single as well as dual barrier panel configurations are available for these models.

Slimline Turnstiles - EasyGate SH

Product rendering	Turnstile model	General description	Turnstile type	Security level	Power loss motor setting	Standard housing material	Optional housing material	Traffic light (options)	Internal Power Supply Voltage	Max. passage width	Barrier types available	Installation environment	Passage Type	Options & Accessories
	EasyGate SH 1000	Compact optical turnstile swinging glass panels 1 000 mm (39") long square fronts cabinet	Single or Dual Barrier configurations	Middle / High Anti-Tailgating	Fail-Safe Fail-Secure (locked): on request	Brushed stainless steel / Glass Tops	Polished SS / Brass / Bronze / RAL & Others Tops: Stone / Solid Surface / Glass / Wood & Others	Access Light (on the top)	13.8 VDC	920 mm (36")	Tempered Glass Panels 900 mm (35.5") high	Indoor Outdoor covered		Glass Etching & LED effects Remote controller Surface Mounting bases Custom Reader Mount options Post & Glass Infill Weatherization package & more
	EasyGate SH 1600	Slim optical turnstile swinging glass panels 1 600 mm (63") long square fronts cabinet	Single or Dual Barrier configurations	Middle / High Anti-Tailgating	Fail-Safe Fail-Secure (locked): on request	Brushed stainless steel / Glass Tops	Polished SS / Brass / Bronze / RAL & Others Tops: Stone / Solid Surface / Glass / Wood & Others	Access Light (on the top) / Lane Light (front)	13.8 VDC	1 200 mm (47")	Tempered Glass Panels 900 mm (35.5") high	Indoor Outdoor covered		Glass Etching & LED effects Remote controller Surface Mounting bases Custom Reader Mount options Post & Glass Infill Weatherization package & more
	EasyGate SH 2000	Slim optical turnstile swinging glass panels 2 000 mm (78") long square fronts cabinet	Dual Barrier configuration only	Middle / High Anti-Tailgating	Fail-Safe Fail-Secure (locked): on request	Brushed stainless steel / Glass Tops	Polished SS / Brass / Bronze / RAL & Others Tops: Stone / Solid Surface / Glass / Wood & Others	Access Light (on the top) / Lane Light (front)	13.8 VDC	1 200 mm (47")	Tempered Glass Panels 900 mm (35.5") high	Indoor Outdoor covered		Glass Etching & LED effects Remote controller Surface Mounting bases Custom Reader Mount options Post & Glass Infill Weatherization package & more

Please note: EasyGate SH 1000, 1600 & 2000 are available in consecutive multi-lane configurations.
EasyGate SH 1000, 1600 and both single as well as dual barrier panel configurations are available for these models.



Specifications are subject to change without prior notice.

LEGEND:

- Fail-Lock motor - locked without power
- Fail-Safe motor - free-to-move without power



COMINFO Inc., Nabrezi 695, 760 01 Zlin, Czech Republic, Telephone: +420 603 151 333, fax: +420 570 570 400, e-mail: cominfo@cominfo.cz

• www.cominfo-turnstile.com

• www.cominfo.eu