

DATASHEET

EXCMA915 PoE

Explosion proof camera housing

- Anticorodal aluminium ATEX housing for hazardous areas
- Certifications EX d for use in Zone 1 and 2, Group IIC (gas) and Ex tb Zone 21 e 22 (dust)
- Weatherproof rating IP66/67
- Powered by **PoE/PoE+** (802.3af-802.3at compliant)
- The housing is supplied with two threaded holes for metric cable glands M25 (3/4" NPT on request)
- Possibility to wall or ceiling mounting by apposite brackets
- Easy installation and maintenance



Explosion proof housing made of Anticorodal aluminium

The **EXCMA915 PoE** is a cylindrical explosion proof housing, made of Anticorodal aluminium with anodic treatment, that ensures a high corrosion resistance and makes the housing particularly indicated for installations in marine, industrial and chemical environments, where there is a potentially explosive atmosphere.

The camera power, heating and ventilation is handled directly from the internal circuit "Smart PoE" (*Italian patent*), in this way it does not need any additional external power sources.

The housing is supplied with two holes with metric thread M25 or 3/4"NPT (the latter is available on request). The housing can be equipped with a full range of solutions: sealing ring for unarmoured cable, sealing ring for steel wire armoured (SWA) cable, barrier gland for unarmoured cable and barrier gland for steel wire armoured (SWA) cable.

DATASHEET

TECNICAL DATA

GENERAL

- body in aluminium Anticorodal
- anodic oxidation treatment for excellent resistance to extreme environments
- stainless steel bolts and screws
- wide range of accessories
- supplied with instruction manual
- according to RoHS compliance

ELECTRICAL

- heater powered directly by PoE
standard: 802.3af/802.3at
consumption max. of the housing: 30W
t on +15°C t off +22°C (+/- 3°C)
- max power consumption of devices installed inside of the housing (camera/lens): 13W max.

ACCESSORIES

- RD915/A** strengthened heater 15W
- TP915** anti-tamper switch set
- VI910** built-in blower set
- TC910** stainless steel sunshield
- ST910** stainless steel wall bracket and joint
- PMTc** cable glands set composed by no.2x M25 cable glands for for unarmoured cable.
- PNPT** cable glands set composed by no.2x ¾"NPT cable glands for for unarmoured cable.
- TPM25** M25 cap for closing the rear hole

RELATED PRODUCTS

- SP/C** stainless steel AISI 316L pole adaptor
- SA/C** stainless steel AISI 316L corner adaptor
- STS910** ceiling adaptor (available only with ST910 wall bracket)
- ST/P** parapet bracket with joint


CERTIFICATIONS

ATEX

 II 2G Ex db IIC T6 Gb Ta-40°C to +60°C
II 2D Ex tb IIIC T85°C Db Ta-40°C to +60°C

 II 2G Ex db IIC T5 Gb Ta-40°C to +75°C
II 2D Ex tb IIIC T100°C Db Ta-40°C to +75°C

IECEX

 Ex db IIC T6 Gb Ta-40°C to +60°C
Ex tb IIIC T85°C Db Ta-40°C to +60°C

 Ex db IIC T5 Gb Ta-40°C to +75°C
Ex tb IIIC T100°C Db Ta-40°C to +75°C

MECHANICAL

- usable internal space: see following page
- glass window Ø 85mm
- weatherproof rating: IP66/67
- indoor/outdoor installations
- operating temperature with heater: from -20°C to +60°C or from -40°C to +60°C (strengthened heater)
- weight
406 version: 10,5 Kg.
506 version: 12,0 Kg.

REFERENCE NORMS:

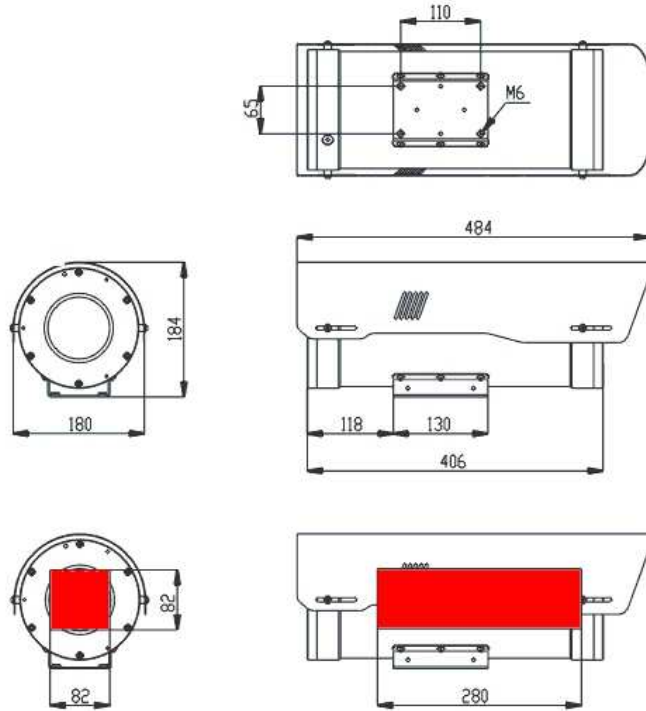
- **ATEX DIRECTIVE 2014/34/EU** of the European Parliament and of the Council of 26 February 2014 on the harmonisation of the laws of the Member States relating to equipment and protective systems intended for use in potentially explosive atmospheres
- **EN 60079-0:2012 / IEC 60079-0:2011 + IS1:2013** : Explosive atmospheres - Part 0: Equipment - General requirements + A11:2013 **EN / IEC 60079-1:2014** : Explosive atmospheres - Part 1: Equipment protection by flameproof enclosures 'd'
- **EN / IEC 60079-31:2014** : Explosive atmospheres - Part 31: Equipment dust ignition protection by enclosure 't'

model	unit weight (Kg.)	package dimensions (cm.) WxHxL	gross weight (Kg.)
EXCMA915PoE	406 version: 10,5 (tot.) 506 version: 12,0 (tot.)	30,0 x 30,0 x 60,0	406 version: 10,9 (tot.) 506 version: 12,4 (tot.)

DATASHEET

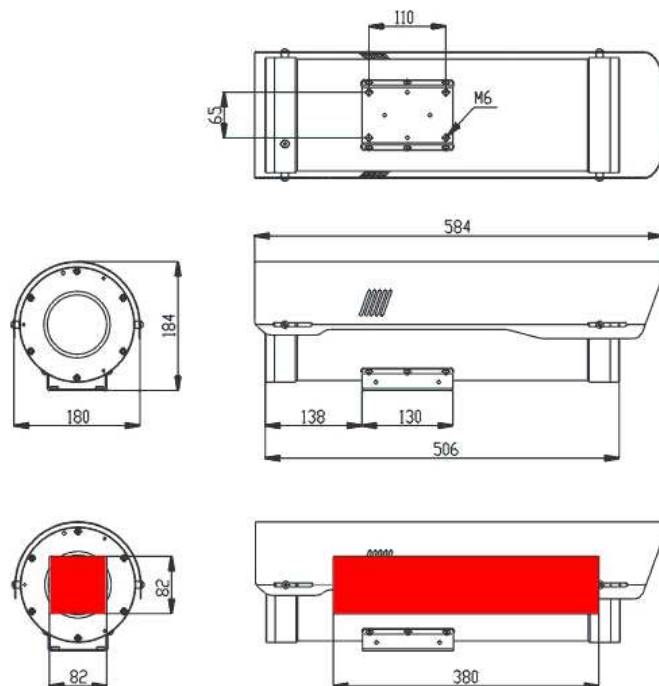
TECHNICAL DRAWINGS

Model 406



**MAXIMUM DIMENSIONS OF THE
CAMERA + OPTICAL LENS
(THAT CAN BE INSTALLED)**

Model 506



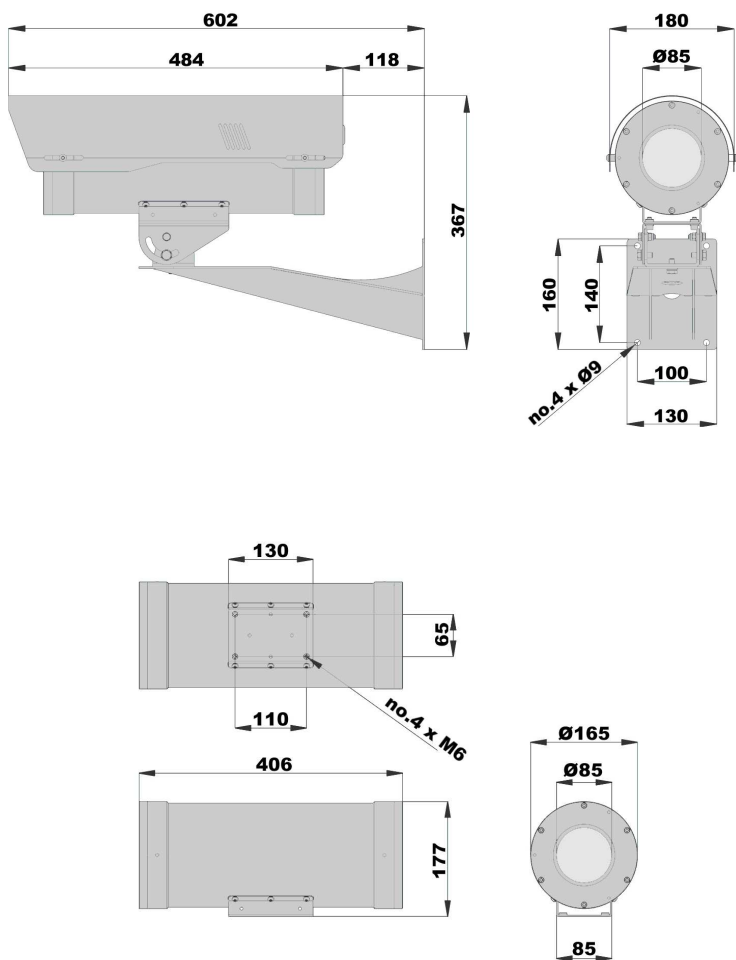
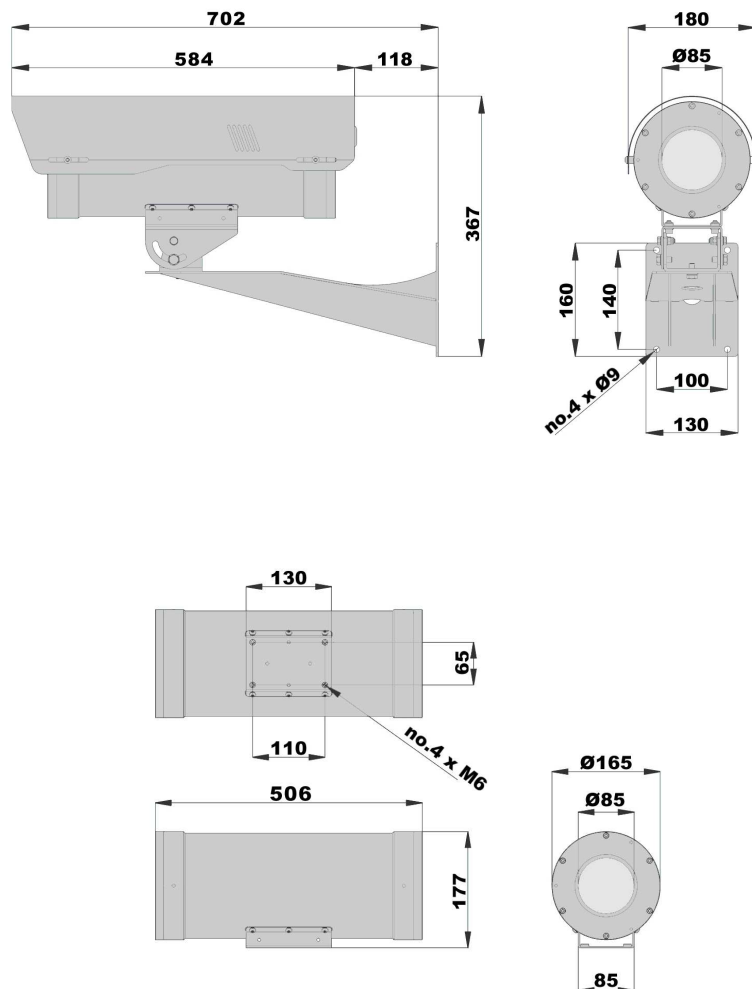
**MAXIMUM DIMENSIONS OF THE
CAMERA + OPTICAL LENS
(THAT CAN BE INSTALLED)**

the values are in millimeters

Specifications are subject to change without notice, weights and dimensions are indicative

rev. 1819

DATASHEET

Model 406

Model 506


the values are in millimeters