




- DPDT configuration
- High sensitivity
- DIP standard terminals
- Sealed version
- Surge strength 1500V FCC68
- Clearance more than 1.2 mm between coil and contacts
- Creepage more than 1.9 mm between coil and contacts
- Conform to RoHS,ELV directive



20.5×10×11.8

 03001008350

 us E173485

 R50031008

■ ORDERING CODE

<u>HJR1-2C</u> <u>D</u> — <u>12VDC</u>		
1	2	3
1. Relay Model		3. Coil Nominal Voltage
2. Coil Power		3,5,6,9,12,24,48VDC
D=0.36W, L=0.2W, M=0.15W, N=0.45W		

■ COIL DATA (at 20°C)

Nominal Voltage(VDC)	3	5	6	9	12	24	48	
Coil Resistance(Ω)	60	167	240	540	960			0.15W
Rated Current(mA)	50	29.9	25	16.7	12.5			
Max Operate Voltage (VDC)	2.4	4	4.8	7.2	9.6			
Min Release Voltage(VDC)	0.15	0.25	0.3	0.45	0.6			
Coil Resistance(Ω)	45	125	180	405	720	2880		0.2W
Rated Current(mA)	66.7	40	33.3	22.2	16.7	8.3		
Max Operate Voltage (VDC)	2.25	3.75	4.5	6.75	9	18		
Min Release Voltage(VDC)	0.3	0.5	0.6	0.9	1.2	2.4		
Coil Resistance(Ω)	25	70	100	220	400	1600	6400	0.36W
Rated Current(mA)	120	72	60	40	30	15	85	
Max Operate Voltage (VDC)	2.25	3.75	4.5	6.75	9	18	36	
Min Release Voltage(VDC)	0.3	0.5	0.6	0.9	1.2	2.4	4.8	
Coil Resistance(Ω)	20	56	80	180	320	1280	5100	0.45W
Rated Current(mA)	150	89.2	75	50	37.5	18.7	10.6	
Max Operate Voltage (VDC)	2.25	3.75	4.5	6.75	9	18	36	
Min Release Voltage(VDC)	0.3	0.5	0.6	0.9	1.2	2.4	4.8	
Max Applicable Voltage	70°C 130% , 23°C 170%							

: 3-24VDC ±10% , 48VDC ±15%.



■ CONTACT DATA

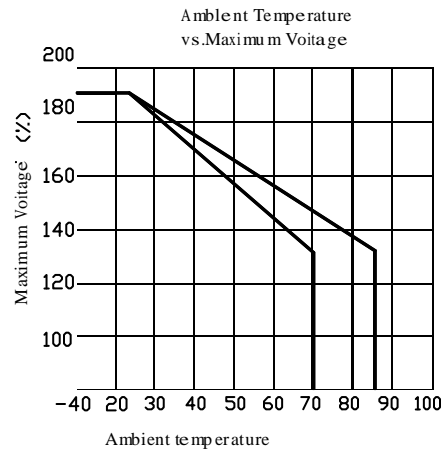
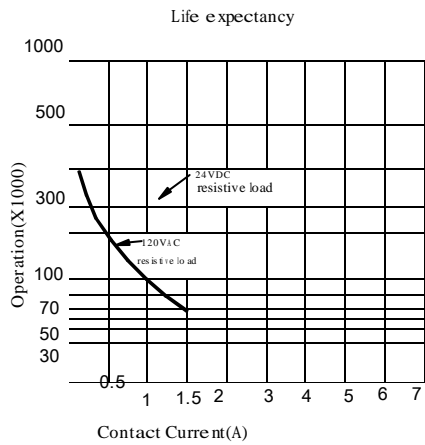
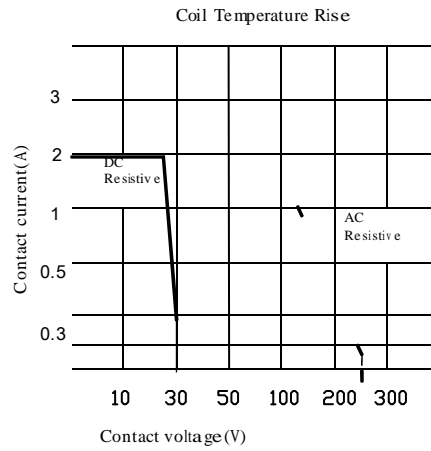
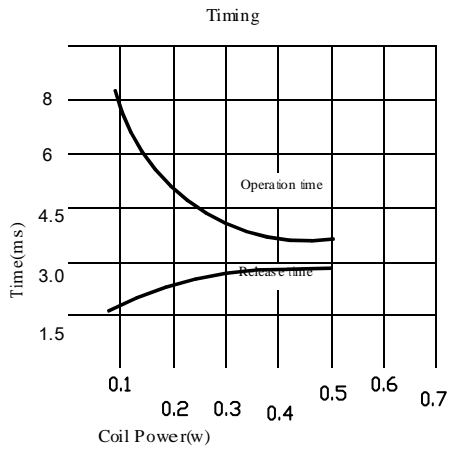
Contact Form	2Z
Contact Materi	Silver Alloy
Load	Resistive load(COS Φ =1)
Contact Ratings	1A 120VAC 2A 24VDC
Minimum load	1mA 5VDC
Max Switching Voltage	240VAC/60VDC
Max Switching Current	2A
Max Switching Power	120VA/60W
Contact Resistance	100m Ω Max at 6VDC 1A
Life Expectancy	Electrical 100,000 Operations(at30Operations/minute)
	Mechanical: 10,000,000 Operations(at300Operations/minute)

■ CHARACTERISTICS DATA

Insulation Resistance	100M Ω Min at 500VDC
Dielectric Strength Between Open Contacts	500VAC(for one minute)
Between Contacts and coil	1000VAC(for one minute)
Operate Time	6ms
Release Time	4ms
Temperature Range	-30°Cto+70°C
Shock Resistance	Operating Extremes: 10G
	Damage Limits: 50G
Vibration Resistance	10-55Hz, 1.5mm
Max. switching frequency	Mechanical:18,000operations/hr
	Electrical:1,800operations/hr
Humidity	40-85%
Weight	Approx 5g
Safety Standard	UL cUL TÜV CQC

■ APPROVED STANDARDS

Model	Coiling rating	Safety Standard	Contact rating
HJR1-2C	3 to 48VDC	TÜV	0.5A 110VAC 1A 24VDC
		UL/cUL	1A 120VAC 2A 24VDC
		CQC	1A 120VAC 2A 24VDC

ENGINEERING DATA

OVERALL AND MOUNTING DIMENSIONS
